

# How to Use MoistureSorb™ Reusable Pouches

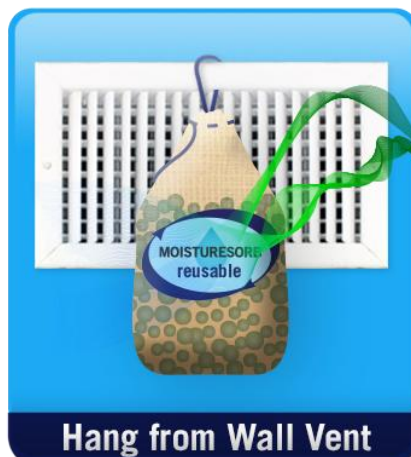

## 1. OPEN PACKET & REMOVE MOISTURESORB™ POUCH



## 2. SIMPLY SET MOISTURESORB™ POUCHES NEAR MOISTURE



## 3. INSTALL MOISTURESORB™ POUCHES ON VENTS OR FAN TO DEHUMIDIFY FASTER





Set Inside Air Duct




Place Near Air Filter




Hang on Fan

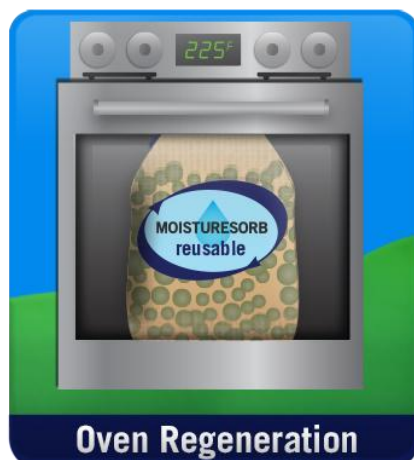
#### 4. REGENERATE & REUSE MOISTURESORB™ POUCHES USING ANY METHOD BELOW



Solar Regeneration



Rapid Regeneration



Oven Regeneration



Dryer Regeneration

#### 5. RECYCLE MOISTURESORB™ POUCHES WHEN AFTER THEY ARE DEPLETED



Recycling

NoOdor.com

**Reusable Odor Eliminators That Work!**

No Cover-Ups • All Natural • Fragrance, Chemical & Toxin Free • Eco-Smart

You may visit [NoOdor.com](http://NoOdor.com) to find Reusable Odor Eliminators That Work! Our Odor specific deodorizers target and eliminate stench at their source without fragrances or harmful chemicals. Simply Refresh & Reuse over and over until the odors are eliminated and save. As an added benefit, NoOdor.com eco-smart deodorizers are made from all natural ingredients that are people, pet and planet safe.

Copyright © 2016 IMTEK Environmental Corporation. All rights reserved.